

ARKHAM BANK CHECKBOOK

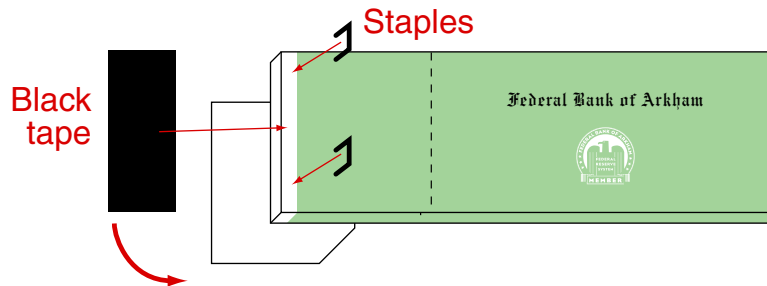
Print one copy of this page and following checkbook holder page on white or off-white cardstock.
Print four or five copies of check page on off-white paper.

Perforate checks at the vertical dotted line.

If you have access to a sewing machine, you can run the paper through it without using any thread. Use a short stitch length. (If you are going to use a sewing machine, perforate all the checks simultaneously after the pad of checks has been assembled.) If you don't have access to a sewing machine, you can use a perforating wheel with an Olfa rotary cutter or similar device. Or you can use a dressmaker's pounce wheel, obtainable in the notions department at fabric stores.

Cut off white margin on right edge of checks. Do NOT cut off white margin on left side (assuming your printer leaves one).

Cut checks apart at edges and solid green lines. Cut out the cardstock backing shape below. Assemble a pad of twelve or fifteen checks, with the cardstock shape at the bottom of the stack. Staple through all layers with two staples at far left edge. Cut a piece of black gaffer's tape, duct tape, or electrical tape 2⁵/₈ inches by 1¹/₈ inches. Cover staples and white margin at left edge of pad with tape, and wrap remaining tape around spine and back of pad.

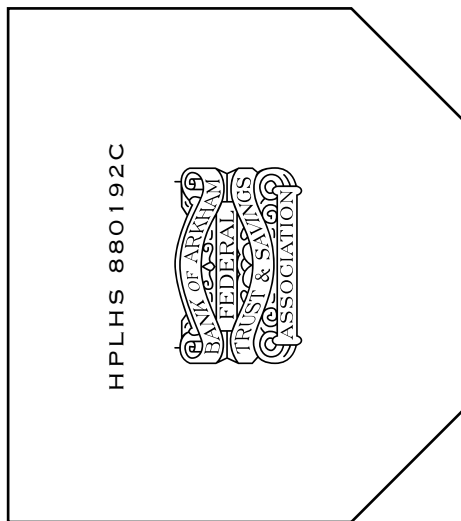


Assemble checkbook holder, following directions on subsequent page.

Insert backing card into slot in checkbook holder.

A NOTE ABOUT CHECKS: Personal checking accounts were not very common in the 1920s and '30s. Most people were paid in cash, and paid their bills in cash or with money orders. Personal checking accounts were available, however, and were very useful for making installment payments or doing business through the mail. Checkbooks were issued by banks, and generally did not have the person's name or address pre-printed, and were not numbered in advance. All of that information was entered by hand, check by check. Of course there were no computers to process checks, and so no magnetic numbers printed along the bottom (those wouldn't be introduced until 1959).

These are prop checks meant for amusement only. No bank in the world would honor one, but please don't try anyway.



Check pad backing


This HPLHS Prop Document is for entertainment purposes only. Designed and implemented by Andrew Leman. ©2002 by HPLHS. All rights reserved. Permission is hereby granted for the user to print copies for his/her personal use in role-playing games. No other permission is granted, and any commercial or illegal use of this digital file or the prop you can make from it is ENTIRELY PROHIBITED.

Please do not distribute this file.
It is available at www.cthulhulives.org

Questions? Ask them.
andrew@ahleman.com

GLUE

GLUE



GLUE

GLUE

Cut through white line, making slot.

Fold on dotted red lines.

Trim at edges of color.

Glue flaps where indicated.

No. _____ \$ _____

19

To _____

FOR _____

	DOLLARS	CENTS
BAL. BRO'T.FOR'D.		
AM'T. DEPOSITED		
TOTAL		
AM'T. THIS CHECK		
BAL. CAR'D.FOR'D.		

NOTICE: Make No Alteration or Change on Any Check.
If Error is Made, Write New Check
HPLHS-(2)-250

MISKATONIC BRANCH

Federal Bank of Arkham

TRUST & SAVINGS ASSOCIATION
800 COLLEGE STREET


No. _____

90-1105
HPLHS

ARKHAM, MASS. _____ 19 _____

PAY TO THE ORDER OF _____ \$ _____

_____ DOLLARS



No. _____ \$ _____

19

To _____

FOR _____

	DOLLARS	CENTS
BAL. BRO'T.FOR'D.		
AM'T. DEPOSITED		
TOTAL		
AM'T. THIS CHECK		
BAL. CAR'D.FOR'D.		

NOTICE: Make No Alteration or Change on Any Check.
If Error is Made, Write New Check
HPLHS-(2)-250

MISKATONIC BRANCH

Federal Bank of Arkham

TRUST & SAVINGS ASSOCIATION
800 COLLEGE STREET

No. _____

90-1105
HPLHS

ARKHAM, MASS. _____ 19 _____

PAY TO THE ORDER OF _____ \$ _____

_____ DOLLARS



No. _____ \$ _____

19

To _____

FOR _____

	DOLLARS	CENTS
BAL. BRO'T.FOR'D.		
AM'T. DEPOSITED		
TOTAL		
AM'T. THIS CHECK		
BAL. CAR'D.FOR'D.		

NOTICE: Make No Alteration or Change on Any Check.
If Error is Made, Write New Check
HPLHS-(2)-250

MISKATONIC BRANCH

Federal Bank of Arkham

TRUST & SAVINGS ASSOCIATION
800 COLLEGE STREET


No. _____

90-1105
HPLHS

ARKHAM, MASS. _____ 19 _____

PAY TO THE ORDER OF _____ \$ _____

_____ DOLLARS



This HPLHS Prop Document is for entertainment purposes only. Designed and implemented by Andrew Leman. ©2002 by HPLHS. All rights reserved. Permission is hereby granted for the user to print copies for his/her personal use in role-playing games. No other permission is granted, and any commercial or illegal use of this digital file or the prop you can make from it is ENTIRELY PROHIBITED.

Please do not distribute this file.
It is available at www.cthulhulives.org

Questions? Ask them.
andrew@ahleman.com